

# Measurement Form








## Furling genoa cover

Order n° : \_\_\_\_\_ Date : \_\_\_\_ / \_\_\_\_ / \_\_\_\_

Delivery date : \_\_\_\_ / \_\_\_\_ / \_\_\_\_  *desired*  *imperative*

**Address details:** Yacht : \_\_\_\_\_  
 Name: \_\_\_\_\_ Marina : \_\_\_\_\_  
 Address : \_\_\_\_\_  
 Postcode : \_\_\_\_\_ Town : \_\_\_\_\_  
 Email: \_\_\_\_\_ Phone: \_\_\_\_\_

Colours of Acrylique SUNBR0ELLA® cloth

<input type="checkbox"/> Pacific Blue 5023	
<input type="checkbox"/> Marine Blue 5031	
<input type="checkbox"/> Burgundy 5034	
<input type="checkbox"/> Green Forest 5040	
<input type="checkbox"/> Natural 5020	
<input type="checkbox"/> Silver 5035	
<input type="checkbox"/> Yellow	
<input type="checkbox"/> other colours	<div style="border: 1px solid black; width: 100%; height: 30px;"></div>

depending on product availability

Tape measure pulled with the spinnaker sheet, the "0" of the tape measure must arrive at level of the swivel eye.

Observations and details:

